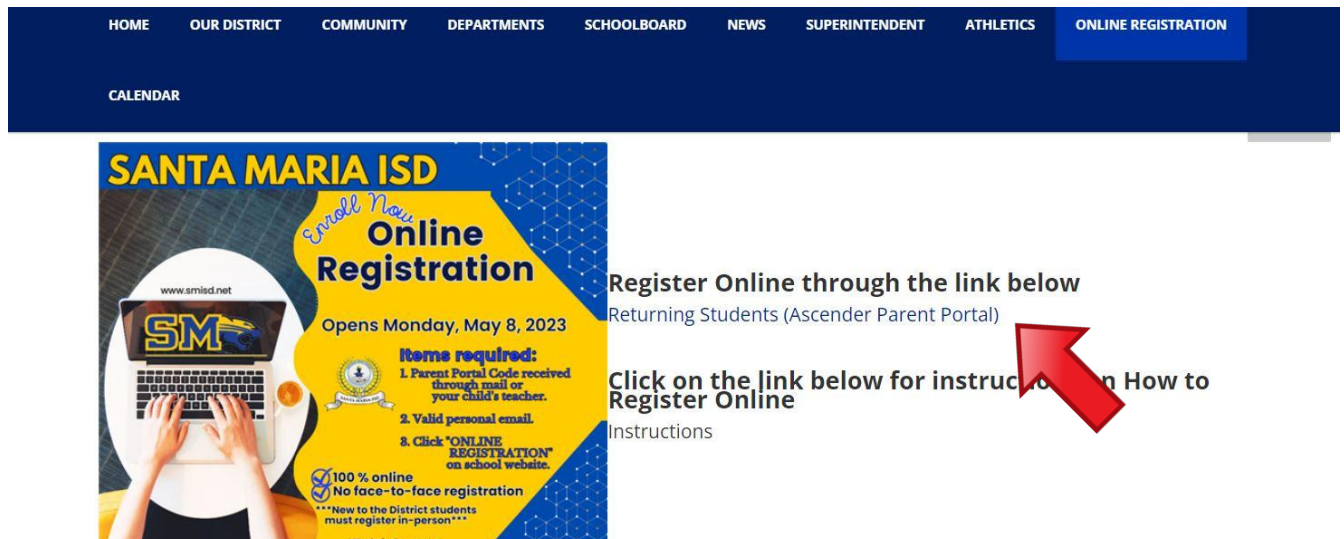


SMISD Online Registration

Step 1: Click on the “Online Registration” tab in the top right corner of our www.smisd.net website.




Step 2: Click on the Ascender parent portal link to enter it.



Step 3: Click on the “Create Account” tab on the Ascender website. Enter your information. You will need a personal email address. (If you already have a parent portal account and have your child’s account linked to yours, you can skip step 3)

A screenshot of the Ascender Parent Portal 'Create Account' form. The form is titled 'ASCENDER PARENTPORTAL' and has tabs for 'Login', 'Create Account', 'New Student Enrollment', and 'Santa Maria ISD Documents'. The 'Create Account' tab is selected. The form has a progress bar with three steps: 'User Information', 'Security Question', and 'Complete'. The 'User Information' step is active. The form fields include: 'User Name' (with a placeholder 'User Name'), 'Password' (with a placeholder 'Password'), 'Password Verification' (with a placeholder 'Password Verification'), 'Email Address' (with a placeholder 'example_01@emp.com'), and 'Mobile Number (10 digits)' (with a placeholder 'Ex (210)123-1234'). There are 'Next' and 'Cancel' buttons at the bottom right. A red arrow points to the 'Create Account' tab.

Step 4: Click on the Ascender parent portal link on our website and log in with your username and password.



Step 5: Type your email address into the **red** outlined box and click send.

Step 6: Your personal email should receive a verification, please verify. Once verified, you will receive the message in the picture below, and then you may return to your parent portal. A **green** outline will be displayed once verified.



Step 7: Link your child's account to your Ascender parent portal account with the parent portal ID provided to you in a letter that was sent home.

Link an Enrolled Student

Obtain the ParentPortal ID from the student's campus.

ParentPortal ID:

Birth Date (MM/DD/YYYY): (Ex: 03/11/1994)

Cancel Add

Step 8: Contact your campus secretary and provide your email submitted in the parent portal account. (Wait within 1 business to continue to the next step)

Step 9: Once the school links your email to your account and you log back in, you will go to the summary tab and start the registration process by clicking on the red button titled “Registration”

Selected Student:

DISTRICT:

Santa Maria ISD

CAMPUS:

SANTA MARIA ISD

STUDENT:

Add Student

My Students

NAVIGATION:

Summary

Summary

District Message

☐ Campus Message

SANTA MARIA ISD/

Attendance Alerts: 0

Grade Alerts: 0

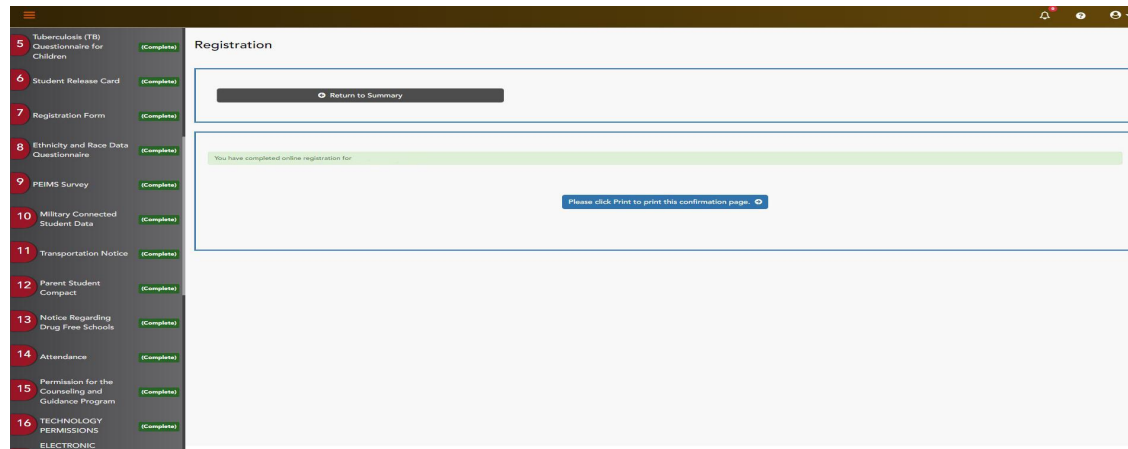
Registration

Step 10: Fill out all required forms. Click on “Save Form” to save your progress and return later if you may need to or “Next Form” to proceed to the next form once you have completed the one you are currently on.

Save Form

Next Form

Step 11: Once you finish forms 1-27 you are done and you may print the confirmation page if you would like.

A screenshot of a web browser displaying the SMISD Registration Confirmation Page. On the left is a vertical sidebar menu with 16 items, each with a red number and a green 'Complete' status: 5 Tuberculosis (TB) Questionnaire for Children, 6 Student Release Card, 7 Registration Form, 8 Ethnicity and Race Data Questionnaire, 9 PEIMS Survey, 10 Military Connected Student Data, 11 Transportation Notice, 12 Parent Student Compact, 13 Notice Regarding Drug Free Schools, 14 Attendance, 15 Permission for the Counseling and Guidance Program, and 16 TECHNOLOGY PERMISSIONS ELECTRONIC. The main content area is titled 'Registration' and contains a 'Return to Summary' button, a green confirmation bar stating 'You have completed online registration for', and a 'Please click Print to print this confirmation page.' button.

Step 12: For Final approval of registration, parents physically submit to the campus (1.) Proof of residency (2.) parent's identification (3.) nurse's health requirements, if any.

Step 13. Please call the campuses on or before August 14, 2023 to ensure your child is cleared to receive their new campus schedule.

Thank you for registering your child at SMISD!

